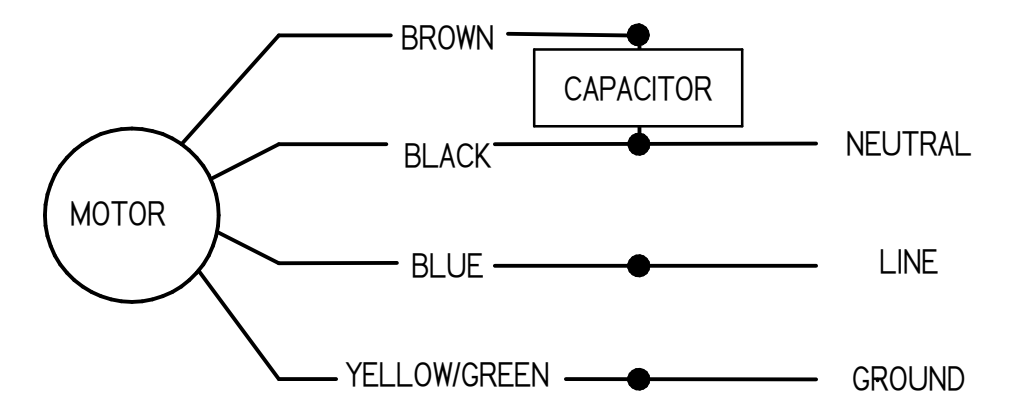


→
A AIRFLOW
DIRECTION



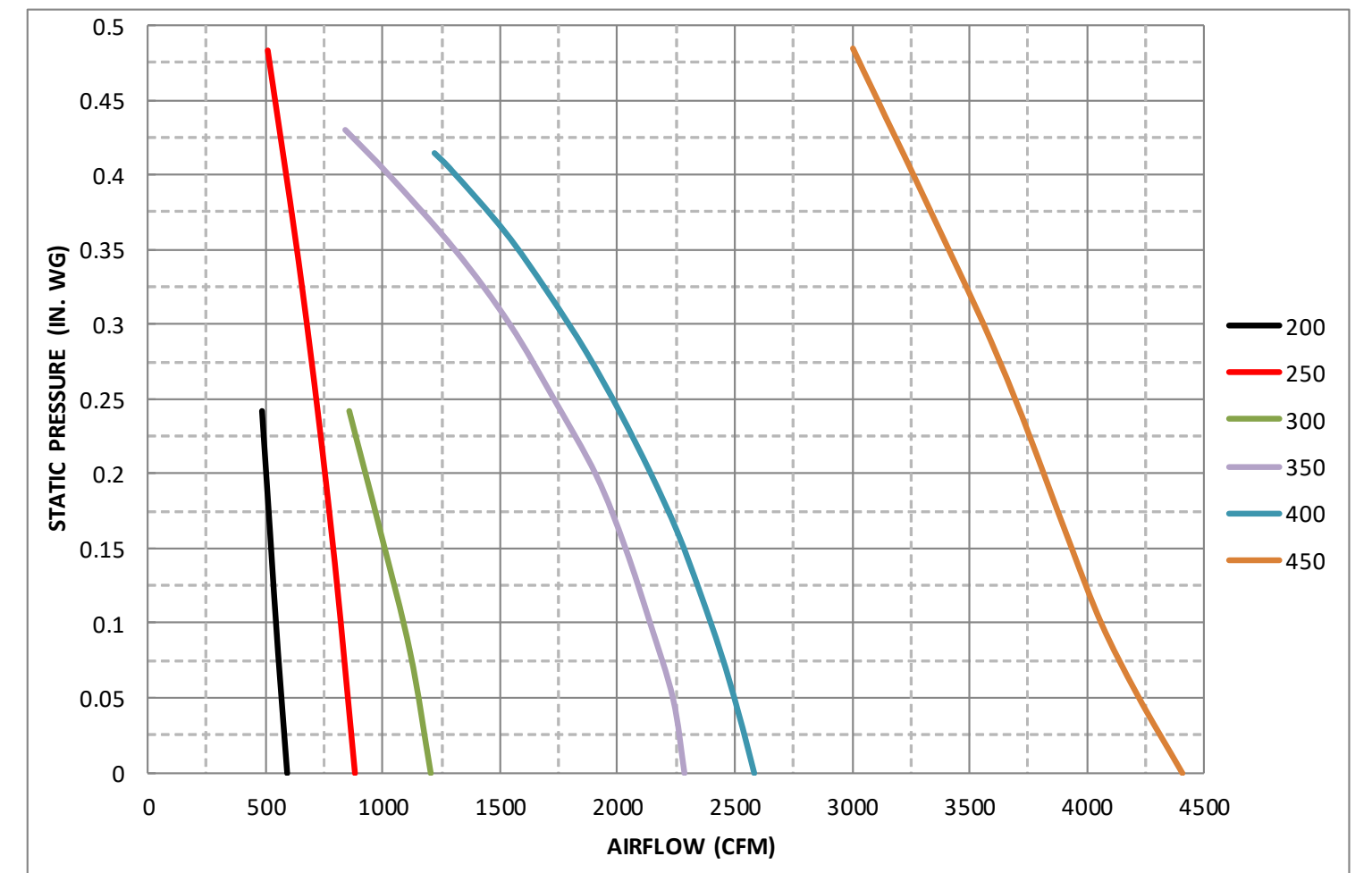
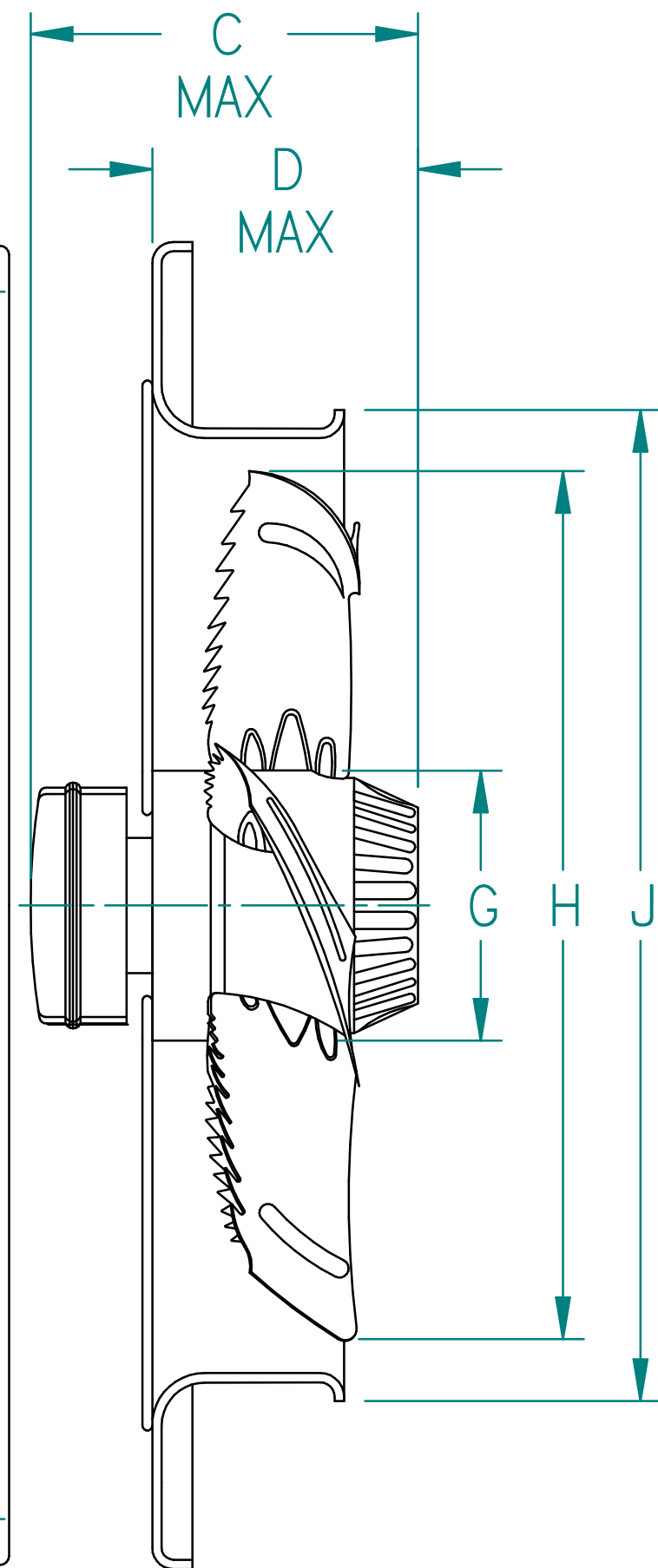
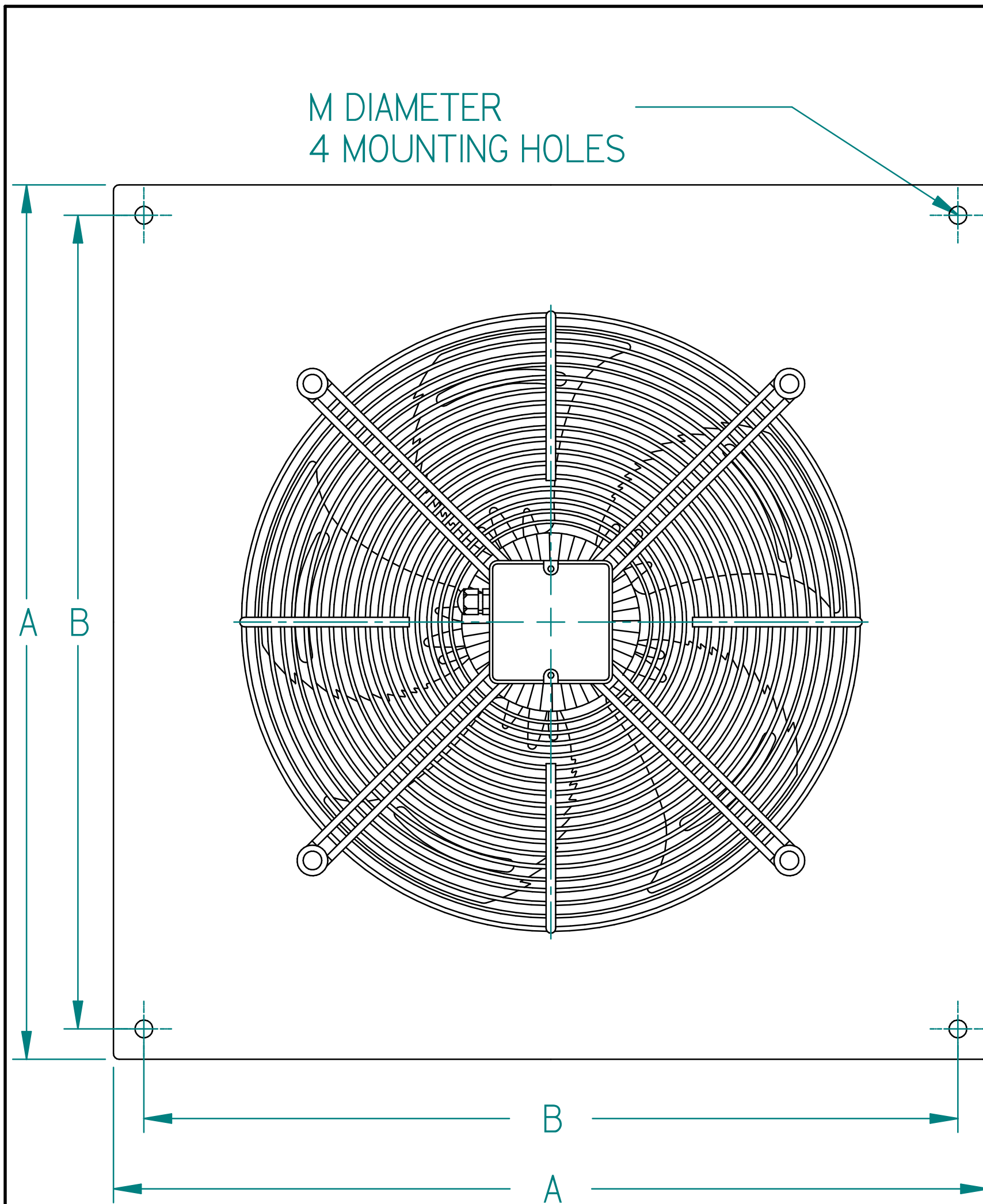
MOTOR WIRING DIAGRAM

ALL UNITS IN INCHES UNLESS SPECIFIED OTHERWISE

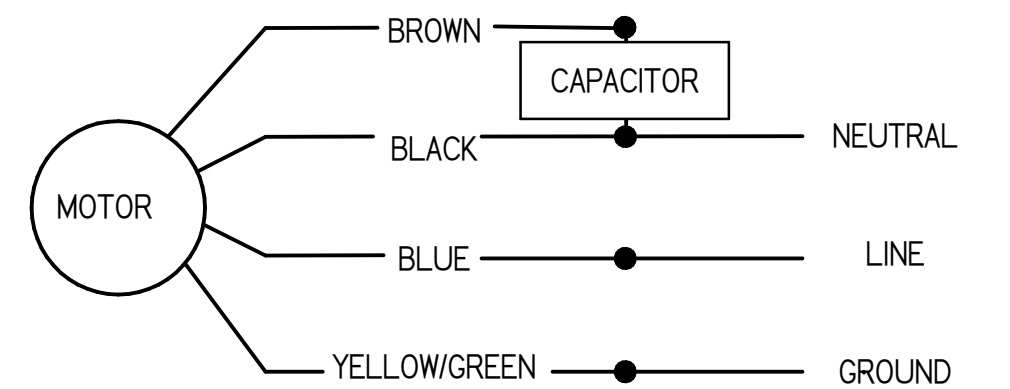
MODEL	DIMENSIONS (IN INCHES)								ROTATION
	A	B	C	D	G	H	J	M	
DXP200-2AC	12.2	10.2	5.2	2.8	3.6	7.9	9.1	0.3	CW
DXP250-2AC	14.6	12.6	5.6	3.2	3.6	9.8	11.0	0.3	CW
DXP300-2AC	16.9	15.0	6.0	3.6	3.6	11.8	13.2	0.4	CW
DXP350-4AC	19.1	17.1	7.4	4.1	4.0	13.8	15.0	0.4	CCW
DXP400-4AC	21.3	19.3	7.9	4.7	4.0	15.7	16.9	0.4	CW
DXP450-4AC	22.6	20.5	7.8	3.3	4.0	17.7	18.9	0.4	CW

DIMENSIONS SUBJECT TO CHANGE WITHOUT NOTICE.
DRAWING NOT TO BE USED FOR CONSTRUCTION.

		CFM	
		Better Airflow By Design	
		DXP-AC GENERAL SUBMITTAL	
		AC MOTORIZED AXIAL WITH PANEL	
01	18 MAR 2015	JME	
REV.	DATE	BY	J. M. EVANS 13 JAN 2015 DXP-AC General Submittal.dft



➔
V AIRFLOW
DIRECTION



MOTOR WIRING DIAGRAM

ALL UNITS IN INCHES UNLESS
SPECIFIED OTHERWISE

MODEL	DIMENSIONS (IN INCHES)								ROTATION
	A	B	C	D	G	H	J	M	
DXP200-2AC	12.2	10.2	5.2	2.8	3.6	7.9	9.1	0.3	CW
DXP250-2AC	14.6	12.6	5.6	3.2	3.6	9.8	11.0	0.3	CW
DXP300-2AC	16.9	15.0	6.0	3.6	3.6	11.8	13.2	0.4	CW
DXP350-4AC	19.1	17.1	7.4	4.1	4.0	13.8	15.0	0.4	CCW
DXP400-4AC	21.3	19.3	7.9	4.7	4.0	15.7	16.9	0.4	CW
DXP450-4AC	22.6	20.5	7.8	3.3	4.0	17.7	18.9	0.4	CW

DIMENSIONS SUBJECT TO CHANGE WITHOUT NOTICE.
DRAWING NOT TO BE USED FOR CONSTRUCTION.

		CFM Better Airflow By Design	
		DXP-AC GENERAL SUBMITTAL	
		AC MOTORIZED AXIAL WITH PANEL	
01	18 MAR 2015	JME	
REV.	DATE	BY	J. M. EVANS 13 JAN 2015 DXP-AC General Submittal.dft